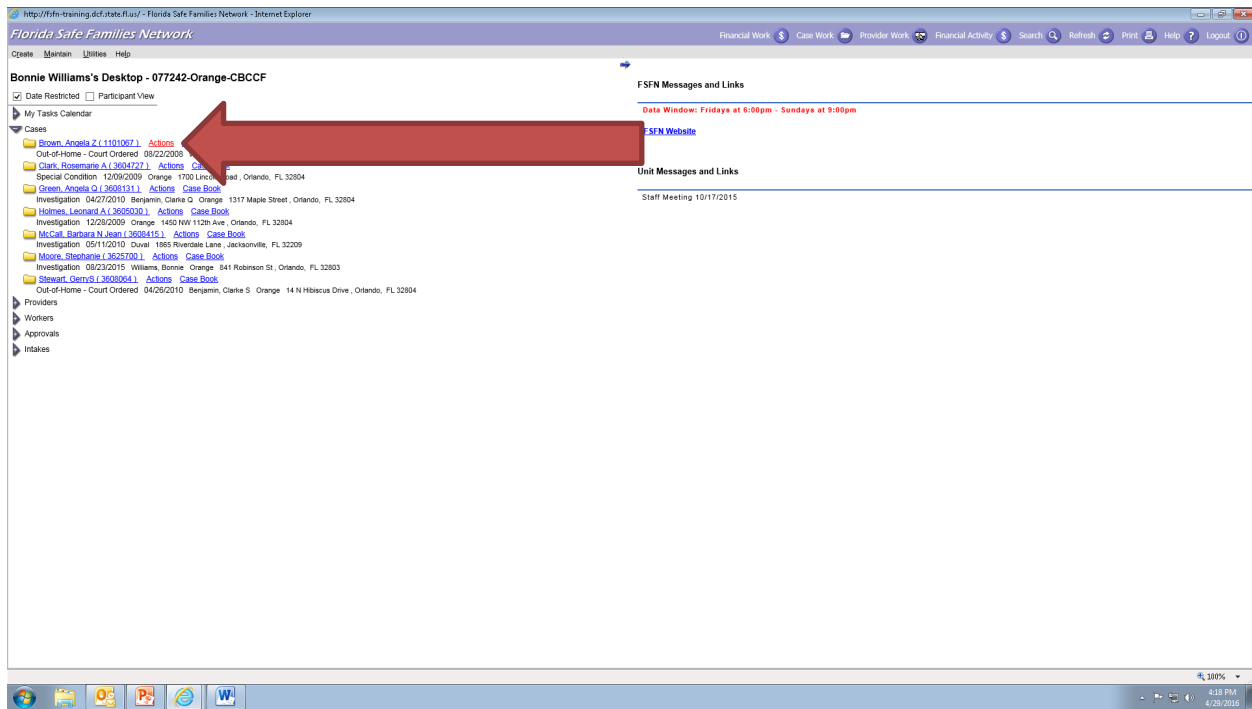


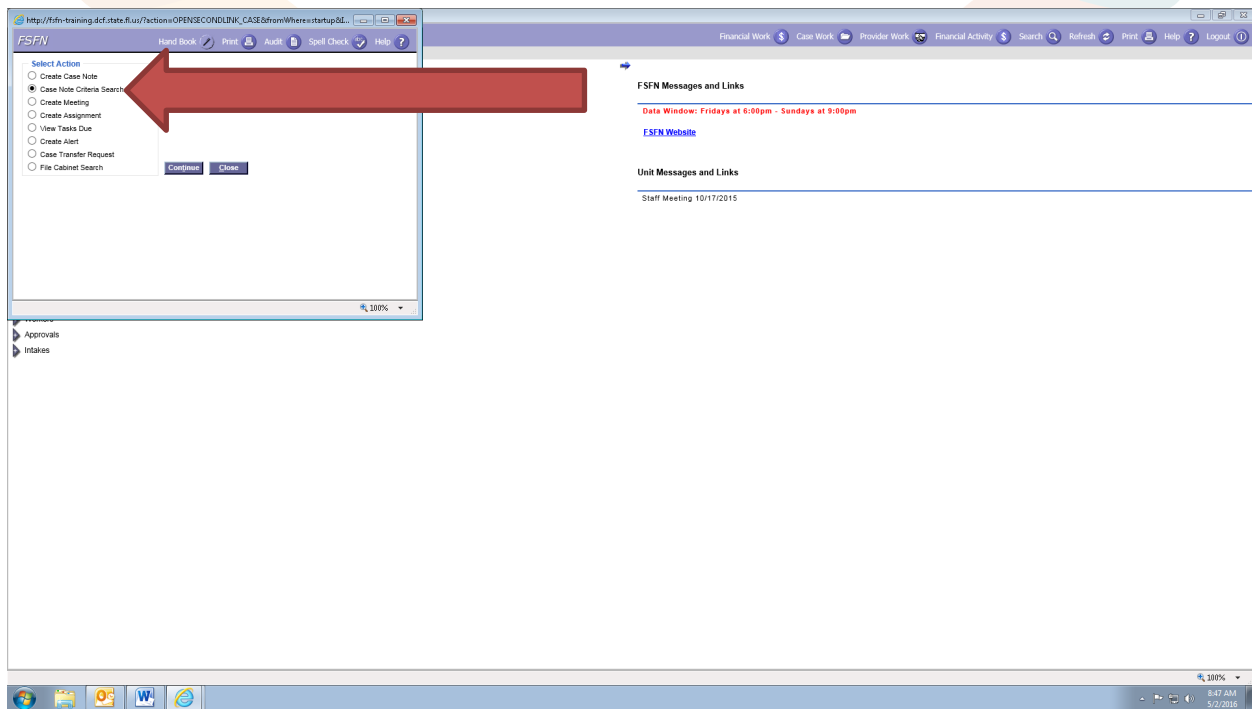
# FSFN - Case Note Search Screen Shots

Click the ACTIONS hyperlink next to the case name.



The screenshot shows the FSFN desktop interface. The browser address bar displays 'http://fifn-training.dcf.state.fl.us/'. The page title is 'Florida Safe Families Network'. The main content area is titled 'Bonnie Williams's Desktop - 077242-Orange-CBCCF'. On the left, there is a navigation menu with 'Cases' expanded, showing a list of cases. The first case is 'Brown, Angela Z (11010071)' with an 'Actions' link next to it. A red arrow points to this 'Actions' link. Other cases listed include 'Clark, Rosemarie A (30047271)', 'Green, Angela D (12001011)', 'Holmes, Leonard A (30050301)', 'Moore, Stephanie L (30257001)', and 'Stewart, Gerry S (30080041)'. The right side of the page shows 'FSFN Messages and Links' and 'Unit Messages and Links' sections.

Click the radio button next to "CASE NOTE CRITERIA SEARCH" and hit continue.



The screenshot shows the FSFN desktop interface with a 'Select Action' dialog box open. The dialog box has a title bar 'FSFN' and a 'Hand Book' icon. It contains a list of actions with radio buttons: 'Create Case Note', 'Case Note Criteria Search', 'Create Meeting', 'Create Assignment', 'View Tasks Due', 'Create Alert', 'Case Transfer Request', and 'File Cabinet Search'. The 'Case Note Criteria Search' radio button is selected. A red arrow points to this radio button. Below the list are 'Continue' and 'Close' buttons. The background shows the same FSFN desktop interface as the previous screenshot, but the 'Cases' list is partially obscured by the dialog box.

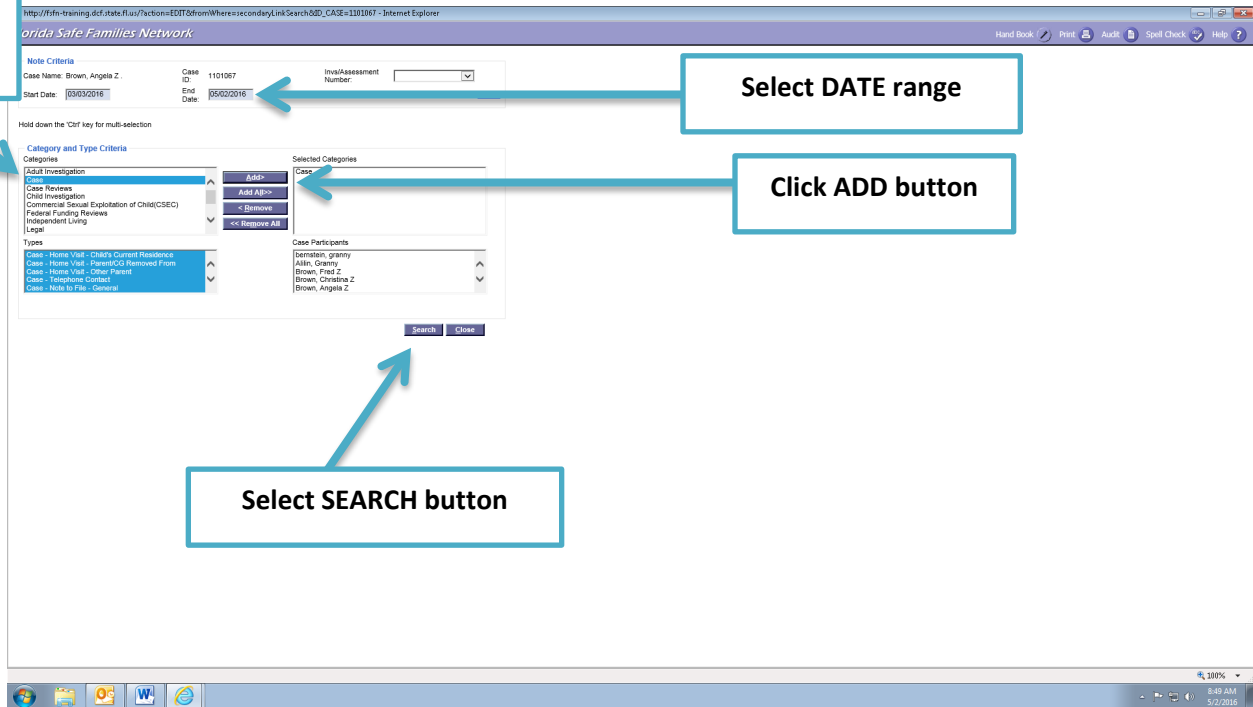
# FSFN - Case Note Search Screen Shots

Choose CASE from categories

Select DATE range

Click ADD button

Select SEARCH button

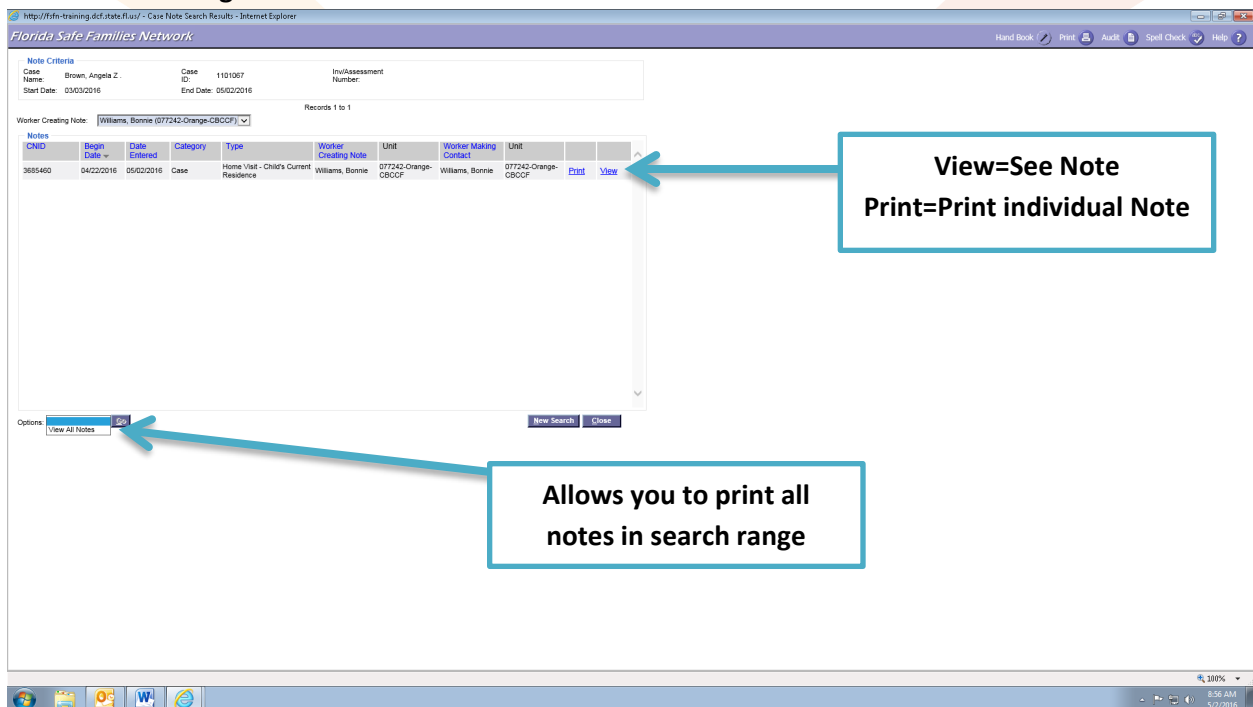


The screenshot shows the 'Florida Safe Families Network' Case Note Search interface. At the top, there are fields for 'Case Name: Brown, Angela Z.', 'Case ID: 1101967', and 'InvlAssessment Number'. Below these are 'Start Date: 03/03/2016' and 'End Date: 05/02/2016'. A callout box labeled 'Select DATE range' points to the date fields. The main section is titled 'Category and Type Criteria' and contains two lists: 'Categories' and 'Types'. The 'Categories' list includes 'Adult Investigation', 'Case Reviews', 'Child Investigation', 'Commercial Sexual Exploitation of Child (CSEC)', 'Federal Funding Reviews', 'Independent Living', and 'Legal'. The 'Types' list includes 'FCRH - Home Visit - Child's Current Residence', 'Case - Home Visit - Parent/CG Removed From', 'Case - Home Visit - Child's Parent', 'Case - Telephone Contact', and 'Case - Note to File - General'. A 'Selected Categories' list on the right contains 'Case'. A callout box labeled 'Click ADD button' points to the 'Add' button in the 'Categories' list. At the bottom of the search criteria section are 'Search' and 'Close' buttons. A callout box labeled 'Select SEARCH button' points to the 'Search' button. The browser's taskbar at the bottom shows the date as 5/2/2016.

## Search Results Page.

View=See Note  
Print=Print individual Note

Allows you to print all notes in search range



The screenshot shows the 'Case Note Search Results' page. At the top, it displays the search criteria: 'Case Name: Brown, Angela Z.', 'Case ID: 1101967', 'InvlAssessment Number', 'Start Date: 03/03/2016', and 'End Date: 05/02/2016'. Below this, it shows 'Records 1 to 1' and a dropdown menu for 'Worker-Creating Note' set to 'Williams, Bonnie (077242-Orange-CBOCF)'. The main content is a table of search results:

CND	Begin Date	Date Entered	Category	Type	Worker-Creating Note	Unit	Worker Making Contact	Unit		
3655460	04/22/2016	05/02/2016	Case	Home Visit - Child's Current Residence	Williams, Bonnie	077242-Orange-CBOCF	Williams, Bonnie	077242-Orange-CBOCF	<a href="#">Print</a>	<a href="#">View</a>

A callout box labeled 'View=See Note' and 'Print=Print individual Note' points to the 'View' and 'Print' links in the table. Below the table, there are 'New Search' and 'Close' buttons. At the bottom left, there is a 'Options' section with a 'View All Notes' button. A callout box labeled 'Allows you to print all notes in search range' points to the 'View All Notes' button. The browser's taskbar at the bottom shows the date as 5/2/2016.